

# Family Safety



## Activity Booklet





Angelo "Skip" Saviano  
Village President  
Gina Pesko  
Village Clerk  
Paul A. Volpe  
Village Manager  
Michael Durkin  
Village Attorney

**Trustees**  
Alan T. Kaminski  
Jeff Sargent  
Angela Stranges  
Anthony Del Santo  
Angelo J. Lollino  
Jonathan L. Zivojnovic

*Dear Friends:*

*As Village President, I am proud to say the members of the Elmwood Park Public Safety workforce are well staffed professionally trained individuals. They are here for the safety and protection of the residents in Elmwood Park and your wellbeing is their primary concern. The Elmwood Park Fire Department is prepared to handle any emergency and they are just a phone call away. With this in mind, as residents of Elmwood Park, you should take security measures seriously and talk to your family members about safety. Be sure to always keep fresh batteries in smoke detectors and have an exit strategy in place should there ever be a need to leave in an emergency situation.*

*Working together to keep everyone safe is always our common goal.*

*Very truly yours,*

  
Angelo "Skip" Saviano  
Village President



**Elmwood Park Fire Department**  
**7 Conti Parkway**  
**708 453-2600**

Dear Friends,

Every year the National Fire Protection Association (NFPA) sets aside the month of October to recognize fire safety across the country. This is known nationally as Fire Prevention Month. The goal is to instill good fire safety practices for our children in school beginning at a very early age. We strive to teach the students to know very early how dangerous fires can be, what they can do to prevent them, and most importantly, what to do in the case of a fire in their home.

The 2021 fire prevention month theme is “Learn the Sounds of Fire Safety! TM”. This year’s FPW campaign, “Learn the Sounds of Fire Safety!” works to educate everyone about the different sounds the smoke and carbon monoxide alarms make. Knowing what to do when an alarm sounds will keep you and your family safe. When an alarm makes noises, a beeping sound or a chirping sound, you must take action.

During Fire Prevention Month the Elmwood Park Fire Department, much like our schools, will work virtually and in person to visit our elementary school students to reinforce our theme, as well as several other safety tips for use in and around the house. Although this is Fire Prevention Month, the fire department

education efforts do not stop there. The Elmwood Park Fire Department takes great pride in advocating for Fire and Life Safety Education throughout the entire year.

Please enjoy the fun activities in the pages to follow with your child. There is information and activities that may be helpful for adults as well. This packet will be available throughout the year, and will even have updates to go along with seasonal conditions. And remember,

“Learn the Sounds of Fire Safety! TM”

Sincerely,

Michael Terzo

Fire Chief  
Elmwood Park Fire Department



**FIRE  
PREVENTION  
WEEK™**

Learn the  
**Sounds**  
of Fire Safety

## The \_\_\_\_\_ Family's Home Safety Action Plan

### **ACTION #1**

#### **Make the first Saturday of each month "Smoke Alarm Saturday"!**

A working smoke alarm will clue you in that there is a fire and you need to escape. Fire moves fast. You and your family could have only minutes to get out safely once the smoke alarm sounds.

- Smoke alarms should be installed in every sleeping room, outside each sleeping area, and on every level of the home, including the basement.
- Test all of your smoke alarms by pushing the test button. If it makes a loud beep, beep, beep sound, you know it's working. If there is no sound or the sound is low, it's time to replace the battery. If the smoke alarm is older than 10 years old, you need to replace the whole unit.
- If your smoke alarm makes a "chirp," that means it needs a new battery. Change the battery right away.
- Make sure everyone in the home knows the sound of the alarm and what to do when it sounds. (See ACTION #2.)



### **ACTION #2**

#### **Develop a home fire escape plan and practice it at least twice a year!**

Having a home fire escape plan will make sure everyone knows what to do when the smoke alarm sounds so they can get out safely.

- Draw a map of your home, marking two ways out of each room, including windows and doors.
- Children, older adults, and people with disabilities may need assistance to wake up and get out. Make sure they are part of the plan.
- Make sure all escape routes are clear and that doors and windows open easily.
- Pick an outside meeting place (something permanent like a neighbor's house, a light post, mailbox, or stop sign) that is a safe distance in front of your home where everyone can meet.
- Everyone in the home should know the fire department's emergency number and how to call once they are safely outside.
- Practice! Practice! Practice! Practice day and nighttime home fire drills. Share your home escape plans with overnight guests.

### **REMEMBER:**

#### **When You Hear a Beep, Get On Your Feet!**

Get out and stay out. Call **9-1-1** from your outside meeting place.

#### **Hear a Chirp, Make a Change!**

A chirping alarm needs attention. Replace the batteries or the entire alarm if it is older than 10 years old. If you don't remember how old it is, replace it.




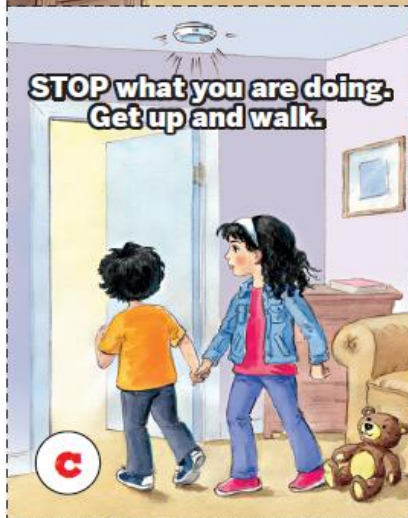

For fire safety tips, visit [firepreventionweek.org](http://firepreventionweek.org) and [sparky.org](http://sparky.org)  
Sparky® is a trademark of NFPA. ©2021 National Fire Protection Association®



# Family Fire Safety Activity

These mixed-up pictures show the four important things to do if the smoke alarm makes the BEEP, BEEP, BEEP sound. **Number them in the right order.**

1 = \_\_\_\_\_ 2 = \_\_\_\_\_ 3 = \_\_\_\_\_ 4 = \_\_\_\_\_



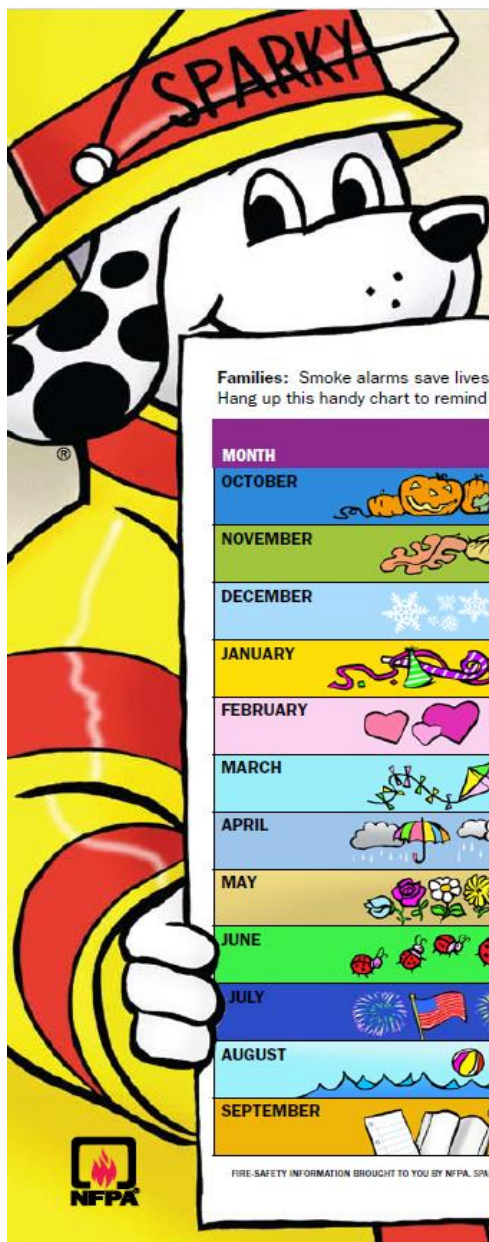
**Answer Key:** a = 1, b = 2, c = 3, d = 4



**Kids**













Visit [www.Sparky.org](http://www.Sparky.org) • [www.firepreventionweek.org](http://www.firepreventionweek.org)

Sparky® is a trademark of NFPA. © 2021 National Fire Protection Association



# SMOKE ALARM Safety Sheet

**Families:** Smoke alarms save lives. Make sure the smoke alarms in your home are working. Hang up this handy chart to remind you to test your smoke alarms every month.

MONTH	TESTED SMOKE ALARMS	SMOKE ALARMS WORKED
OCTOBER 		
NOVEMBER 		
DECEMBER 		
JANUARY 		
FEBRUARY 		
MARCH 		
APRIL 		
MAY 		
JUNE 		
JULY 		
AUGUST 		
SEPTEMBER 		



FIRE SAFETY INFORMATION BROUGHT TO YOU BY NFPA. SPARKY® AND SPARKY THE FIRE DOG® ARE REGISTERED TRADEMARKS OF THE NATIONAL FIRE PROTECTION ASSOCIATION.



All but one of these jolly jack-o'-lanterns matches another jack in the pack. Can you find all the pumpkin pairs?  
There are eight and one lone pumpkin.



CHECK OUT **SPARKY.ORG** FOR MORE FUN!

THE NAME AND IMAGE OF SPARKY ARE TRADEMARKS OF THE NEPA.



— SERVE UP —  
**Fire Safety**  
— IN THE KITCHEN! —



**Did you know cooking is the No. 1 cause  
of home fires and home fire injuries?  
Fire Prevention Week™ is Oct. 4-10.  
[Learn more at fpw.org.](http://fpw.org)**

# Smoke Alarms... a sound you can live with!



The smoke  
alarm sounds.

+



I go outside.

+



I go to my  
meeting place.

=



My family is safe.



Sparky is a registered trademark of NFPA, © 2010 NFPA